




# Hinges for sanitary partitions

## Nylon hinge ■ 24 / 21

Product information

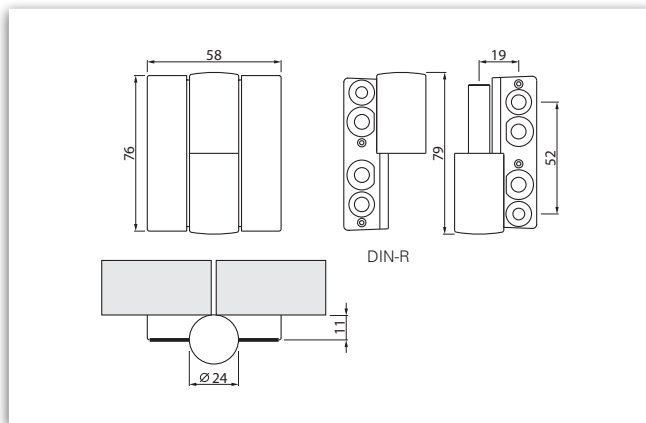


### ■ SYSTEM TECHNOLOGY FOR THE DOOR





Product characteristics		
Execution	24 / 21	■
	24 / 28	-
Steel insert	3 mm	■
Two-piece with two nylon caps		■
Concealed fastening		■
Matching washers (available as accessories)	1 mm	■
	2 mm	■
	3 mm	-
<p>■ Yes - No ■ On request</p>		



Dimensioning



\*RAL colour similar. Colour range see following page.



Nylon hinge for unrebated doors	Article number	Description	Material
Nylon hinge	260300	24 / 21 DIN-R	Nylon
Nylon hinge	260305	24 / 21 DIN-L	Nylon
Washer	260379	1 mm	
Washer	260382	2 mm	

## Sanitary partitions ■ Colour range


### RAL colour similar\* Standard

RAL 3003



01 red

RAL 9005



02 black

RAL 9010



08 white

RAL 5002



09 blue

RAL 5011 / 5013



21 dark blue

RAL 7030 / 7038



37 dark grey

### On request

RAL 8022



04 dark brown

RAL 6029




05 green

RAL 1021




07 yellow

RAL 3007



18 dark red

RAL 6012




19 dark green

RAL 7043



20 grey

RAL 9016



15 white



ECO Schulte GmbH & Co. KG  
Iserlohner Landstraße 89  
D - 58706 Menden

Telefon: +49 2373/9276-0  
Fax: +49 2373/9276-40

[info@eco-schulte.de](mailto:info@eco-schulte.de)  
[www.eco-schulte.de](http://www.eco-schulte.de)

© ECO Schulte GmbH & Co. KG - Änderungen vorbehalten  
© ECO Schulte GmbH & Co. KG - Subject to change